



Place Standard Tool

Exploring Places with the Place Standard Tool

Odile Mekel, Landeszentrum Gesundheit

Heike Köckler, Hochschule für Gesundheit



Dieses Werk ist lizenziert unter einer Creative Commons Namensnennung - Nicht kommerziell - Keine Bearbeitungen 4.0 International Lizenz.



Content

First of all: Place Matters


What is the Place Standard Tool?

How to use the tool?

What to do with the results?

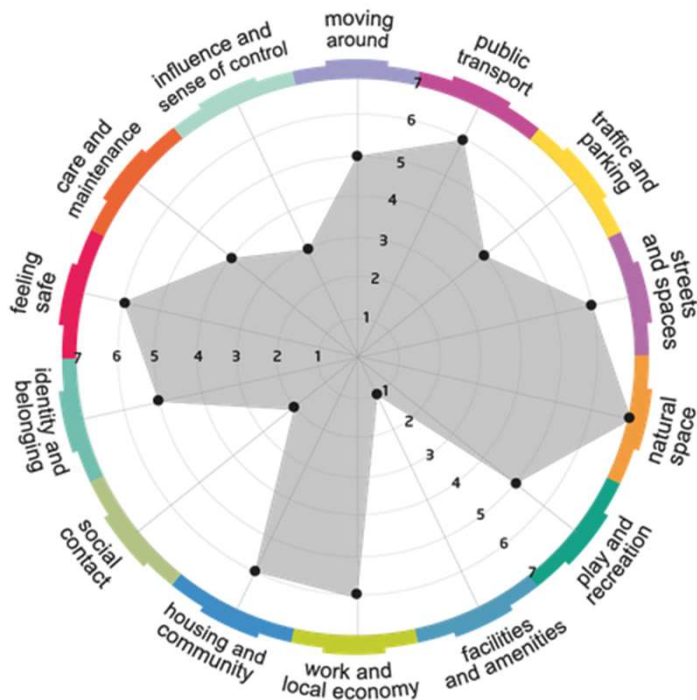


Place Matters





What is the Place Standard Tool?



- Assessment Tool for Places including quantitative and qualitative information
- Can be applied by everyone: communities, public, private or third sector
- Can be applied in urban or rural contexts, for whole cities or selected neighbourhoods



How to use the tool?

Place Standard
How Good Is Our Place?

Place Standard Guide | Contact us | Privacy

The Place Standard tool is a way of assessing places. Whether the place is well-established, undergoing change, or is still being planned, the tool can help you.

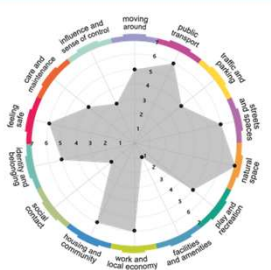
The Place Standard tool provides a simple framework to structure conversations about place. It allows you to think about the physical elements of a place (for example its buildings, spaces, and transport links) as well as the social aspects (for example whether people feel they have a say in decision making). The tool provides prompts for discussions, allowing you to consider all the elements of a place in a methodical way. The tool pinpoints the assets of a place as well as areas where a place could improve.

I want to complete a Place Standard assessment. [Start Assessment](#)

I want to set up or manage a Place Standard group. (A group can allow you to collate and compare results.) [Login / Register](#)

I want to learn more about using the Place Standard. [Online Guide](#)

We have published a new Strategic Plan for the Place Standard Tool. [Click here to access the document](#)



PLANNING
FOR THE
FUTURE

Architecture & Design Scotland
Aitheachd is Dealbhadh na h-Alba

NHS
Health
Scotland

Scottish Government
Riaghaltas na h-Alba
gov.scot



<https://www.ads.org.uk/case-study-place-standard-uses-internationally/>, access from October 10th 2021

<https://placestandard.scot/>



Use great resources provided

<https://placestandard.scot/>

Place Standard How Good Is Our Place?

[Place Standard Guide](#) | [Contact us](#) | [Privacy](#)

The Place Standard tool is a way of assessing places. Whether the place is well-established, undergoing change, or is still being planned, the tool can help you.

The Place Standard tool provides a simple framework to structure conversations about place. It allows you to think about the physical elements of a place (for example its buildings, spaces, and transport links) as well as the social aspects (for example whether people feel they have a say in decision making).

The tool provides prompts for discussions, allowing you to consider all the elements of a place in a methodical way. The tool pinpoints the assets of a place as well as areas where a place could improve.

I want to complete a Place Standard assessment.

[Start Assessment](#)

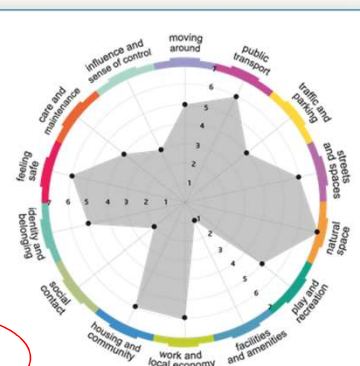
I want to set up or manage a Place Standard group.
(A group can allow you to collate and compare results.)

[Login / Register](#)

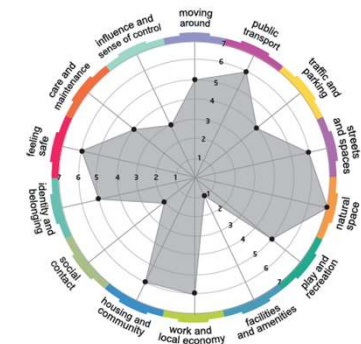
I want to learn more about using the Place Standard.

[Online Guide](#)

We have published a new Strategic Plan for the Place Standard Tool.
[Click here to access the document](#)



Place Standard – How Good is Our Place?



The Place Standard is a way of assessing places. Whether the place is well-established, undergoing change, or is still being planned, the tool can help you.

The Place Standard tool provides a simple framework to structure conversations about place. It allows you to think about the physical elements of a place (for example its open spaces and transport links) as well as the social aspects (for example whether people feel they have a say in decision making). Research shows that the way places function, look and feel can influence our health and wellbeing.

The tool provides prompts for discussions, allowing you to consider all the elements of a place in a methodical way. The tool pinpoints the assets of a place, as well as areas where a place could improve.



What to do with the results?

- Have a look at the spider-diagramm for your area.
If you had different contributions you may look for differences. (e.g.: Did woman rate differently than man?)
- Check the comments, they are „the honey of the tool“
- Depending on your context and application think about activities deriving from the analysis.



What to decide, if you apply the tool?

- Which area do you want to be considered?
(street, park, local institution like school, hospital, shopping center and its context, neighbourhood, city district, whole city,...)
- Is there any activity in urban development on this area?
Check with local council, activity groups, community...
- Who should participate?
(general citizens; community like children, new neighbours; stakeholder; politicians; staff of administration,)



So, get started and try this tool out.

Important:

Activate exchange on Urban Health with people who may have never addressed this topic before (together).

Use the information for real change if possible in your role.

Most important:

Enjoy this exciting journey of joined learning!



Have you already watched the video by Odile Mekel and Heike Köckler on
Health in All Policies?

This provides a broader context on the application of the tool. Because
tools are just means to an end.